

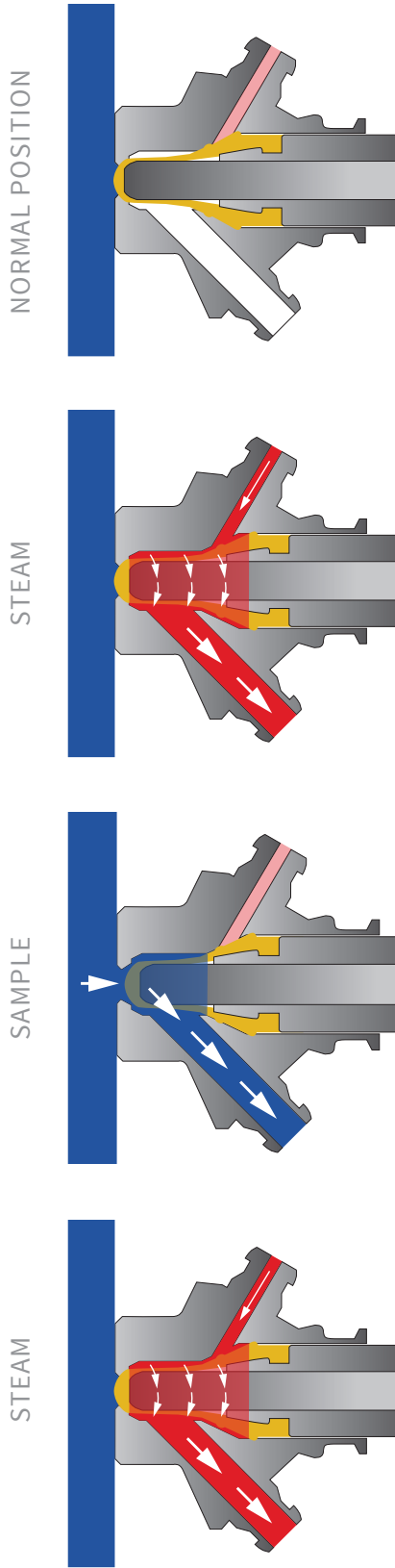
PRODUCT CATALOG 2020

KEOFITT SESAME

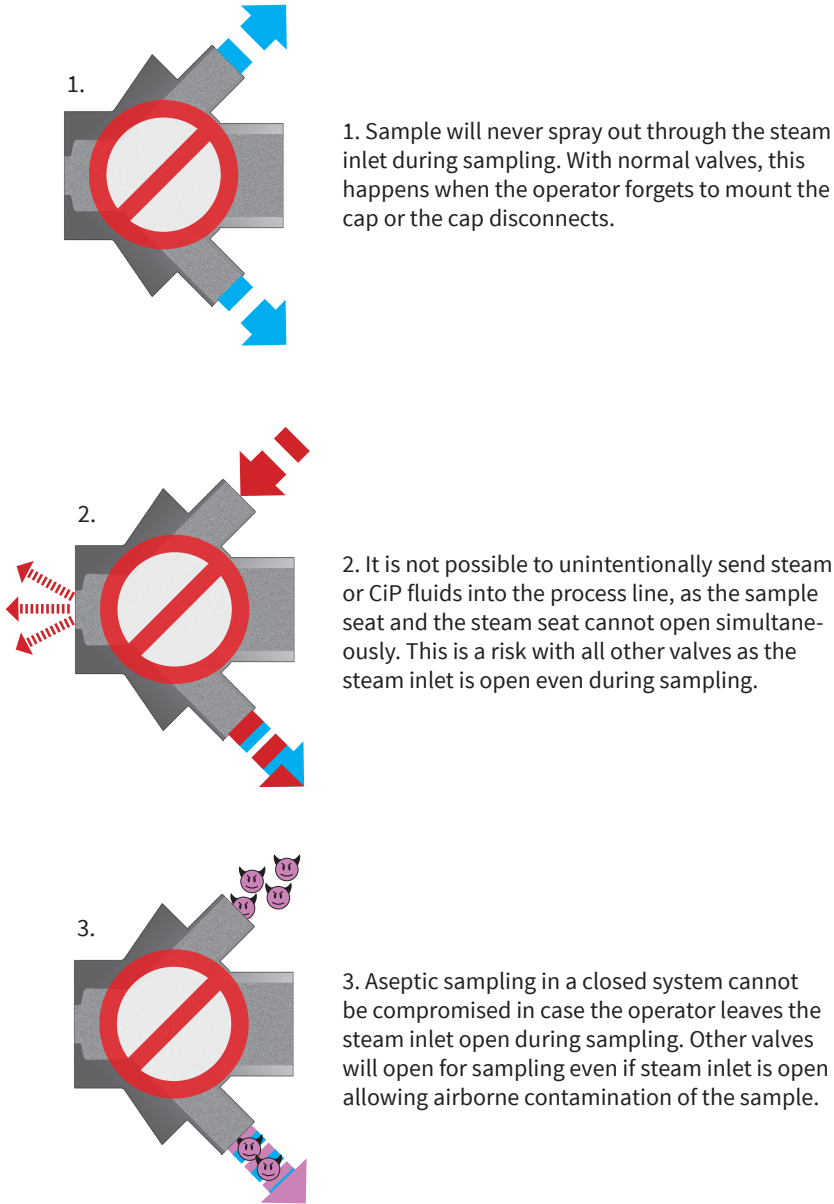


KEOFITT
WORLD LEADERS IN STERILE SAMPLING™

HOW IT WORKS



ADVANTAGES



KEOFITT SESAME


The KEOFITT SESAME Sampling Valve is KEOFITT's newest and patented dual-seat sampling valve. Truly unique in the market, it offers optimal CIP and SIP conditions while also incorporating steam supply control and completely eliminating the steam inlet dead-space in other designs.

The unique feature of this valve is in its membrane design which incorporates two separate seats for sampling and sterilizing/ sanitizing, respectively. The second seat is located in the area sealing off the valve head. This design allows the sealing area to be sterilized along with the valve chamber prior to each sampling procedure. Furthermore, no separate inlet is required, thus eliminating any dead space while sampling.








The KEOFITT SESAME valve is designed for sampling of low or medium viscosity products in the range of 0-1,000 cP with particles less than 3 mm in diameter. Sampling of more viscous liquids is possible, only will it take longer (depending on process pressure). The double-seat SESAME™ valve is used in a range of applications such as brewery, dairy, pharmaceutical and biotechnological companies, with a wide range of products such as:

- Medical Solutions
- Filtered and Unfiltered Beer
- Creams and Lotions
- Unprocessed Milk
- Perfume

KEOFITT SESAME VALVE - BODIES

SESAME BODIES		WELDING BODIES			CONNECTION BODIES		
		TANK WELDING	PIPE WELDING	PIPE WELDING NW 25	VARIVENT Ø50	VARIVENT Ø68	MINI CLAMP
	HOSE PIECE	 890001	 890011	 890014*	 890008	 890009	 890036
	1/2" TRI-CLAMP	 890006	 890010	<i>On request</i>	<i>On request</i>	 890013	 890039
	THREAD M16X1,5	<i>On request</i>	<i>On request</i>	<i>On request</i>	<i>On request</i>	<i>On request</i>	<i>On request</i>
	1/2" WELDING ENDS	 890007	 890019*	<i>On request</i>	<i>On request</i>	<i>On request</i>	<i>On request</i>







* ON REQUEST ONLY!

CONNECTION BODIES				INGOLD	
CLAMP 1" & 1½"	CLAMP 2"	THREAD	UNION DIN 11851	INGOLD 40 MM PORT LENGTH	INGOLD 50 MM PORT LENGTH
 NA-CONNECT ASME/DIN 890021	 890003	<i>On request</i>	 890040	<i>On request</i>	<i>On request</i>
 NA-CONNECT ASME/DIN 890022	 890005	<i>On request</i>	<i>On request</i>	 893105	 893205
<i>On request</i>	<i>On request</i>	<i>On request</i>	<i>On request</i>	<i>On request</i>	<i>On request</i>
<i>On request</i>	<i>On request</i>	<i>On request</i>	<i>On request</i>	<i>On request</i>	<i>On request</i>
































KEOFITT SESAME VALVE - HEADS







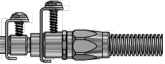









SESAME HEADS			
SILICONE	TYPE H TURN KNOB 0-10 BAR	TYPE Q LEVER HANDLE 0-10 BAR	TYPE N PNEUMATIC 0-10 BAR
	 890041	 890043	 890044
	 890041E	 890043E	 890044E
PTFE	 895541	 895543	 895544

KEOFITT SESAME INGOLD VALVE - HEADS

SESAME INGOLD HEADS			
INGOLD I40 PTFE	TYPE H TURN KNOB 0-10 BAR	TYPE Q LEVER HANDLE 0-10 BAR	TYPE N PNEUMATIC 0-10 BAR
	 893141PTFE	 893143PTFE	 893144PTFE
INGOLD I52 PTFE	 893241PTFE	 893243PTFE	 893244PTFE

KEOFITT SESAME - PARTS & ACCESSORIES

SESAME PARTS & ACCESSORIES	O-RINGS	 400208 EPDM 60X3	 400308 EPDM 42X3	 880830 EPDM 20.35X1.78	 550184 FESTO		
	MEMBRANES	 890051 SILICONE	 890052 EPDM	 890055 PTFE	 895531 PTFE (I40)	 895532 PTFE (I52)	
	FOR HOSE PIECE	 800013 QC SPIKE	 800058 COIL	 800061 QC PLUG	 800070 QC STEEL PIPE	 800091 QC PTFE	 800082 QC HOSE BARB 3/8
	FOR MINI TRI-CLAMP	 900013 MINI CLAMP SPIKE	 300021 CLAMP PTFE 10/8	 550002.2 PTFE QC/TC 0.5M	 550003.2 PTFE QC/TC 1M	 550004 PTFE TC 0.5M	 550005 PTFE TC 1.0M
	FOR VALVE HEADS	 880255 TOOL FOR PTFE	 890170 LEVER HANDLE Q	 890370 LEVER HANDLE SELF-CLOSING Q	 600170 LEVER HANDLE N	 600370 LEVER HANDLE SELF-CLOSING	
	MISC.	 890063 SINGLE ST. ST.	 890064 DOUBLE ST. ST. CHAIN	 900075 CLAMP RING 1/2"	 900086 CLAMP RING 1"	 900189 CLAMP RING FOR SESAME VALVE	 900021 MINI BLIND CAP
		 700108 HP W9 F/WELDING	 800052 HP/HP W9	 900031 HP W9/ MALE THREAD M12X1			

 800083 QC TC	 800086 QC W9 WITH M4 HP	 550057 KÄRCHER ADAPTER	 600062 RUBBER CAP	 900045 QC SYRINGE INJECTION	 550002 PTFE QC 0.5M	 550003 PTFE QC 1.0M
 800014 ADAPTER TC/1"	 800171 QC ADAPTER HP/ THREAD	 900096 ADAPTER HP/TC	 900097 ADAPTER M4 HP/TC			
 900047 TUBE PTFE 10/8	 900087 GASKET EPDM 1/2"	 900091 GASKET EPDM 1"	 900092 GASKET EPDM 2"	 900074 GASKET EPDM 3/4"		