



When you need a High Quality Opening

Access Tank Cover - Circular Covers Type LKDS and LKDC

Application

The circular LKDC and LKDS stainless steel manhole cover is used on tanks or containers where a closeable mean of access to the interior of the vessel, situated above the liquid level, is required.

Working principle

The LKDC cover is supplied with a replaceable, self-sealing double lip seal (see fig. 2.) to prevent fluids from spraying out, e.g. during CIP cleaning and similar processes or during travel on mobile tanks or road tankers.

The LKDS cover is not designed to fit watertight to the tank and therefore it is supplied with a splash guard to prevent liquid spraying out during a cleaning process.

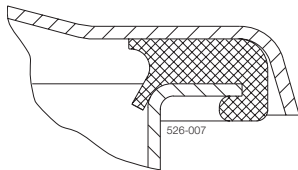


Fig. 2. Double lip seal.



LKDC and LKDS Manhole Covers.

Technical data

LKDC	
Steel parts	1.4301 (304) or 1.4404 (316L) Cover and frame are supplied with inspection certificate 3.1 acc. to EN 10204
Plastic parts	Nylon
Seals	EPDM, NBR, FPM, Q(silicone) All LKDC-cover seals are produced in compliance with 3A recommendations
Standard finish	Acid Pickled Internal: Less Ra 0.8 External: Less Ra 0.8
3A finish	Electropolished Internal: Less Ra 0.8 (incl. weldings) External: Less Ra 0.8
Working pressure	No pressure
Max. temperature	+ 90°C / + 194°F(NBR) + 100°C / +212°F (Q) + 140°C / + 284°F (EPDM, not for oil and fat) + 140°C / + 284°F (FPM flourinated rubber)
Min. temperature	- 20°C / - 4°F
Authorized to carry the 3A Symbol	Yes

LKDS	
Steel parts	1.4301 (304) or 1.4404 (316L)
Finish	Acid Pickled Internal: Less Ra 0.8 External: Less Ra 0.8
Working pressure	No pressure

Options LKDC

- A. Swiveling hinge for the clamp arm is available, allowing the cover to be moved laterally.
- B. Seals of EPDM, NBR, FPM, Q(silicone).

Ordering

Please state the following when ordering:

- Steel part material: 1.4301 (304) or 1.4404 (316L).
- Seal ring material type: EPDM, NBR, FPM, Q (silicone).
- Frame height.
- Cover size OD/ID

Dimensions (mm / inch) LKDC

Size/OD	202	306	404	454	454	516	516	620	620
ID	198 / 7.80	302 / 11.89	400 / 15.75	448 / 17.64	448 / 17.64	510 / 20.08	510 / 20.08	614 / 24.17	614 / 24.17
F	85 / 3.35	100 / 3.94	100 / 3.94	100 / 3.94	200 / 7.87	100 / 3.94	200 / 7.87	100 / 3.94	200 / 7.87
t	2 / 0.08	2 / 0.08	2 / 0.08	3 / 0.12	3 / 0.12	3 / 0.12	3 / 0.12	3 / 0.12	3 / 0.12
C	354 / 13.94	457 / 17.99	555 / 21.85	609 / 23.98	609 / 23.98	675 / 26.57	675 / 26.57	778 / 30.63	778 / 30.63
G	48 / 1.89	64 / 2.52	64 / 2.52	60 / 2.36	160 / 6.30	55 / 2.17	155 / 6.10	64 / 2.52	164 / 6.46
H	43 / 1.69	64 / 2.52	59 / 2.32	60 / 2.36	160 / 6.30	56 / 2.20	156 / 6.14	59 / 2.32	159 / 6.26
E	156 / 6.14	146 / 5.75	178 / 7.01	201 / 7.91	301 / 11.85	197 / 7.76	297 / 10.12	203 / 7.99	303 / 11.93
Cover thickness	1.5 / 0.06	1.5 / 0.06	2 / 0.08	2 / 0.08	2 / 0.08	3 / 0.12	3 / 0.12	3 / 0.12	3 / 0.12
Weight (kg / lbs)	3.4 / 7.5	6.3 / 13.9	8.3 / 18.3	12.2 / 26.9	15.8 / 34.8	14.4 / 31.7	17.7 / 39.0	18.8 / 41.4	24.3 / 53.6

Dimensions (mm / inch) LKDS

Size/OD	454	454
ID	448 / 17.64	448 / 17.64
F	24 / 0.94	100 / 3.94
t	3 / 0.12	3 / 0.12
C	272 / 10.71	272 / 10.71
Cover thickness	2 / 0.08	2 / 0.08
Weight (kg / lbs)	5 / 11.0	6 / 13.2

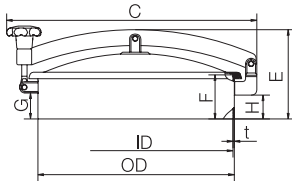


Fig. 3. Dimensions LKDC.

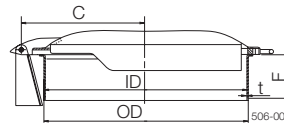


Fig. 4. Dimensions LKDS.

ESE00315EN 0901

The information contained herein is correct at the time of issue, but may be subject to change without prior notice.

How to contact Alfa Laval

Contact details for all countries are continually updated on our website. Please visit www.alfalaval.com to access the information direct.